



ISLAMIAH WOMEN'S ARTS AND SCIENCE COLLEGE

Permanently Affiliated to Thiruvalluvar University
Recognized by UGC under sections 2(f) and 12(B) of the UGC Act 1956
Accredited with "B" Grade by NAAC
Approved by the Government of Tamil Nadu
Phone:04174-235266 Email: principalwcc@gmail.com
www.islamiahwomensartsandsciencecollege.com

1.2.1 Number of Certificate/Value added courses offered and online courses of MOOCs, SWAYAM, NPTEL etc. where the students of the institution have enrolled and successfully completed during the last five years) &

1.2.2 Percentage of students enrolled in Certificate/Value added courses and also completed online courses of MOOCs, SWAYAM, NPTEL etc. as against the total number of students during the last five years.

2018-2019

S.No	Name of Certificate/Value added course offered and online courses of MOOCs, SWAYAM, NPTEL etc. where the students of the institution have enrolled and successfully completed	Proof
01	DMLT	Link
02	Tally ERP9	Link
03	Moral Values (Urdu)	Link
04	Moral Values (Tamil)	Link
05	Tailoring	Link
06	Latex	Link
07	Soft Skill Training Program	Link

08	Fruits, Vegetables and Ice Craving	Link
09	Fevicryl-Painting	Link
10	Social Networks(NPTEL)	Link
11	Introduction to Internet of Things	Link



Islamiah Women's Arts & Science College

(Recognized by UGC under Section 2(f) & 12(b) of the UGC Act 1956 & Permanent affiliation with Thiruvalluvar University.
Accredited by NAAC with "B" Grade
Maintained and Managed by The Vaniyambadi Muslim Educational Society)

#10, Bye-Pass Road, New Town, Vaniyambadi - 635 752. Tirupattur Dist. Tamil Nadu.
Telefax : +91 4174 - 235 266, E-mail : principaliwc@gmail.com

CIRCULAR

18.08.2018

This is to inform you that the Department of **Biochemistry** wishes to organize **Diploma in Medical Laboratory** by the Resource Person **Mr. James Ponnudurai, Director, RBM Institute of Clinical Technology Vellore**, for the academic year 2018-2020 in our college Premises.

By Order

Dr. Tanya Basheer
18/08/2018
PRINCIPAL

PRINCIPAL
ISLAMIAH WOMEN'S ARTS
AND SCIENCE COLLEGE
VANIYAMBADI.

Copy to:


1. Secretary & correspondent
2. Heads of the department



lh
ISLAMIAH WOMEN'S
AND SCIENCE COLLEGE
VANIYAMBADI.

Diploma In Medical Laboratory Technology




PRINCIPAL
ISLAMIAH WOMEN'S ARTS
AND SCIENCE COLLEGE
VANIYAMBADI.

THE TAMIL NADIR DR. M.G.R. MEDICAL UNIVERSITY, CHENNAI

REGULATIONS FOR DIPLOMA IN MEDICAL LABORATORY TECHNOLOGY

1. ELIGIBILITY FOR ADMISSION

i) Candidates belonging to all categories for admission to the **Diploma In Medical Laboratory Technology** should have passed the minimum education qualification is 12th science or equivalent schooling from recognized or University with any subjects.

2. AGE LIMIT FOR ADMISSION:

A candidate should have completed the age of 17 years at the time of admission or would complete the said age on or before 31st December of the year of admission to the **Diploma In Medical Laboratory Technology**

3. ELIGIBILITY CERTIFICATE:

The candidate who has passed 12th qualifying examinations other than HSS Examination conducted by the Government of Tamil Nadu, before seeking admission to any one of the affiliated institutions shall obtain an Eligibility Certificate from the University by remitting the prescribed fees along with application form, which shall be downloaded from the University website (www.tnmmu.ac.in)


4. REGISTRATION:

A Candidate admitted in any one of the **Diploma In Medical Laboratory Technology** in any one of the affiliated institutions of this University shall register his / her name with this university by submitting the prescribed application form for registration duly filled, along with the prescribed fee and a declaration in the format to the Academic Officer of this University through the affiliated institution within 30 days from the cut-off date prescribed for the course for admission. The applications should have date of admission of the course.

5 MIGRATION/TRANSFER OF CANDIDATE:

(a) A student studying in **Diploma In Medical Laboratory Technology** can be allowed to migrate/transfer to another institution of Allied Health Science under the same or another University.




PRINCIPAL
ISLAMIAH WOMEN'S ARTS
AND SCIENCE COLLEGE
VANIYAMBADI.

(b) Under extraordinary circumstances, the Vice Chancellor shall have the powers to place any migration/transfer he/she deems fit before the Governing Council and get its approval for grant of permission/ratification for Migration/Transfer to the candidates undergoing the course of study in affiliated institutions of this University.

6. COMMENCEMENT OF THE COURSE:

The course shall commence from 1st August of the academic year.

7. MEDIUM OF INSTRUCTION:

English shall be the Medium of Instruction for all the Subjects of study and for examinations of the **Diploma In Medical Laboratory Technology**.

8. CURRICULUM:

The Curriculum and the syllabus for the course shall be as prescribed in these regulations and are subject to modifications by the Standing Academic Board from time to time.

9. DURATION OF THE COURSE:

The duration of certified study for the **Diploma In Medical Laboratory Technology** shall be over a period of two academic years.

10. RE-ADMISSION AFTER BREAK OF STUDY:

The regulations for re-admission are as per the University Common Regulation for Re-admission after break of study for all courses.


11. WORKING DAYS IN THE ACADEMIC YEAR:

Each academic year shall consist of not less than 240 working days.

12. ATTENDANCE REQUIRED FOR ADMISSION TO EXAMINATION:

- No candidate shall be permitted to appear in any one of the parts **Diploma In Medical Laboratory Technology** Examinations unless he/she has attended the course in the subject for the prescribed period in an affiliated institution recognized by this University and produce the necessary certificate of study, attendance and satisfactory conduct from the Head of the institution.
- A candidate is required to put in a minimum of 85% of attendance in both theory and practical separately in each subject before admission to the examinations.




PRINCIPAL
ISLAMIAH WOMEN'S ARTS
AND SCIENCE COLLEGE
VANIYAMBADI.

13 CONDONATION OF LACK OF ATTENDANCE:

There shall be no condonation of lack of attendance.

14 VACATIONS:

Public holidays are applicable.

15. INTERNAL ASSESSMENT MARKS:

The Internal Assessment should consist of the following points for evaluation:-

i) Theory

ii) Practical / Clinical

iii) Viva

(a) A minimum of two written examinations shall be conducted in each subject during a year and the best marks of the one performance shall be taken into consideration for the award of Internal Assessment marks.

(b) A minimum of one practical examination shall be conducted in each subject (wherever practical has been included in the curriculum) and grades of ongoing clinical evaluation to be considered for the award of Internal Assessment marks.

16. CUT-OFF DATES FOR ADMISSION TO EXAMINATIONS:

(i) 30th September of the academic year concerned


(ii) The candidates admitted up to 30th September of the academic year shall be registered to take up the 1st year examination during August of the next year.

(iii) All kinds of admission shall be completed on or before 30th September of the academic year. There shall not be any admission after 30th September even if seats are vacant.

17. DURATION:

Course Duration	- 2 years
Weeks per year	- 52 weeks
Vacation	- 2 weeks
Hours per week	- 30 hours
Hours per academic year	- 1440 hours
No. of working days per year	- 240 days




PRINCIPAL
ISLAMIAH WOMEN'S ARTS
AND SCIENCE COLLEGE
VANIYAMBADI.

18. COMMENCEMENT OF THE EXAMINATIONS:

1st August / 1st February

If the date of commencement of examination falls on Saturdays / Sundays or declared Public Holidays, the examination shall begin on the next working day.

The University paper will be awarded for 100 marks and Internal 50 marks.

19. MARKS QUALIFYING FOR PASS:

50% of marks in the University Theory Examinations

50% of marks in the University Practical Examinations

50% of marks in the subject where internal evaluation alone is conducted

50% of marks in aggregate in Theory, Practical I.A. & Oral taken together

20. CARRY OVER OF FAILED SUBJECTS:

(1) A candidate has to pass in theory and practical examinations separately in each of the paper

(2) If a candidate fails in either theory or practical examinations, he/she has to reappear for both (theory and practical)

(3) The candidate has to successfully complete the course in double the duration of the course (i.e. 4 years from the date of joining)

22. PRACTICAL EXAMINATION


Maximum number of candidates for practical examination should not exceed 25 per day. An examiner should be a lecturer or above in any of the affiliated institutions of Allied Health Sciences.

23. NUMBER OF EXAMINERS One internal and one external examiner should jointly conduct practical/ oral examination for each student

24. REVALUATION/RETOTALLING OF ANSWER PAPERS:

Revaluation / Retotalling of answer papers is not permitted.





PRINCIPAL
ISLAMIAH WOMEN'S ARTS
AND SCIENCE COLLEGE
VANIYAMBADI.

SYLLABUS-DIPLOMA IN MEDICAL LABORATORY TECHNOLOGY
BRIEF SUBJECT TITLE TO BE COVERED

Main subjects	Internal subjects
First year	
Anatomy & Physiology, Biochemistry	Spoken English & Communication
Fundamentals of Medical laboratory Technology, Microbiology	Basics of Computer
Second year	
Clinical biochemistry, Pathology & Histopathology	
Haematology and Blood and bank	

NOTE: For the supportive subjects Internal Examination to be conducted by the institute conducting the course and marks should be submitted to the University.




PRINCIPAL
ISLAMIAH WOMEN'S ARTS
AND SCIENCE COLLEGE
VANIYAMBADI.

THE TAMIL NADU DR. M.G.R. MEDICAL UNIVERSITY, CHENNAI - 32

SYLLABUS FOR DIPLOMA IN MEDICAL LABORATORY

I YEAR

PAPER I

Paper I- Human biology and Fundamental of medical laboratory technology

ANATOMY, PHYSIOLOGY & BIOCHEMISTRY

Total Theory: 150 hrs

Total Practical: 50 hrs

ANATOMY & PHYSIOLOGY

Module 1: Introduction to anatomy

Scope of Anatomy and Physiology - Definitions and Terms in Anatomy and Physiology- Structure and function of human cell - Elementary tissues of human body- Brief account on Composition of Blood - functions of blood elements - Blood Group and coagulation of blood.

Module 2: Cardio Vascular System

Structure and functions of various parts of the heart, arterial and venous system, brief account on common cardiovascular disorders

Module 3:Respiratory System

various parts of respiratory system and their functions, Physiology of Respiration

Module 4: Digestive System

names and various parts of digestive system-Liver, Spleen, Gall Bladder, Pancreas, Buccal Cavity, Pharynx, Oesophagus, Stomach, intestine etc.-physiology of digestion and absorption


Module 5: Urinary System

various parts of urinary system and its function-structure and function of kidneys-physiology of urine formation - pathophysiology of renal disease and edema

Module 6: Reproductive System

physiology and anatomy of Male & Female reproductive system-Prostate & Uterus & Ovaries etc




PRINCIPAL
ISLAMIYAH WOMEN'S ARTS
AND SCIENCE COLLEGE
VANIYAMBADI.

Module 7: Musculoskeletal System

Classification of bones & joints, structure of skeleton –structure of skeletal muscle – physiology of muscle contraction

Module 8: Nervous System

various parts of nervous system- Brain and its parts –functions of nervous system - Spinal Cord & Nerves

Module 8: Ear, Nose, Throat and Eye

Elementary knowledge of structure and functions of organs of taste, smell, hearing, vision

Module 9: Endocrine System

Endocrine glands ,their hormones and functions-Thyroid, Parathyroid, Suprarenal, Pituitary, pituitary and Thymus

Module 10: Haemopoietic and Lymphatic System

Name of the blood vessels & lymph gland locations


Module 11: Surface Anatomy & Surface Markings of Human Body**Practical's**

- Study of Human Skeleton parts with skeletal models..
- Study with charts and models of all organ systems mentioned above.
- Microscopic slides examination of elementary human tissues, cells.

REFERENCES

1. Solomon. E.A., (2008) Introduction to Human Anatomy and Physiology 3rd Ed, Saunders: St Louis.
2. Chaurasia, B.D., & Garg, K., (2012) *Human Anatomy Regional and Applied*. CBS Publications: New Delhi
3. T.S. Ranganathan – *A text book of Human Anatomy*
4. Fattana, Human anatomy (Description and applied) *Saunders's & C P Prism Publishers*, Bangalore – 1991




PRINCIPAL
ISLAMIYAH WOMEN'S ARTS
AND SCIENCE COLLEGE
VANIYAMBADI.

BIOCHEMISTRY

Course Hours (Theory): 30 hrs

Course Hours (Practicum): 20 hrs

COURSE OBJECTIVES: On completion of this course the students will be able to:

1. Define biochemistry and explain the major complex biomolecules of the cell.
2. Enumerate the chemical structure, classification and functions of proteins, lipids and carbohydrates.
3. Comprehend the classification & function of nucleic acids and enzymes.
4. Explain the biochemical structure of vitamins, its classification and the functions of vitamins and minerals.
5. List the various hormones, its action and function.
6. Describe acids and bases, the mechanism of homeostasis and acid base balance

BIOCHEMISTRY

Module 1: Carbohydrates

Glucose and Glycogen Metabolism

Module 2: Proteins:

Classification of proteins and functions

Module 3: Lipids:

Classification of lipids and functions


Module 4: Enzymes

Definition – Nomenclature – Classification – Factors affecting enzyme activity – Active site – Coenzyme – Enzyme Inhibition – Units of enzyme – Isoenzymes – Enzyme pattern in diseases.

Module 5: Vitamins & Minerals:

Fat soluble vitamins(A,D,E,K) – Water soluble vitamins – B-complex vitamins- principal elements(Calcium, Phosphorus, Magnesium, Sodium, Potassium, Chlorine and sulphur)- Trace elements – Calorific value of foods – Basal metabolic rate(BMR) – respiratory quotient(RQ) Specific dynamic action(SDA) – Balanced diet – Marasmus – Kwasiorkor




PRINCIPAL
ISLAMIAH WOMEN'S ARTS
AND SCIENCE COLLEGE
VANIYAMBADI.

Module 6 : Acids and bases:

Definition, pH, Henderson – Hasselbalch equation, Buffers, Indicators, Normality, Molarity, Molality

BIOCHEMISTRY SYLLABUS FOR PRACTICALS

1 Benedict's test

2. Heat coagulation tests

REFERENCES

1. Teitz, *Clinical Chemistry*. W.B. Saunders Company Harcourt (India) Private Limited New Delhi.
2. Vasudevan D. & Sree Kumari S., *Text Book of Bio Chemistry for Medical Students*, Jaypee Brothers, New Delhi.
3. Biochemistry, U. Satyanarayan, Books and Allied (P) Ltd. Kolkata-India
4. Das Debajyothi, *Biochemistry*, Academic Publishers Calcutta.

FUNDAMENTALS OF MEDICAL LABORATORY TECHNOLOGY & MICROBIOLOGY

Course Hours (Theory): 200 hrs


Course Hours (Practicum): 100 hrs


Module 1: Introduction to Clinical laboratory

Basic laboratory principles - Code of conduct of medical laboratory personnel

The use of the laboratory - Basic laboratory principles - Code of conduct of medical laboratory personnel - Organization of clinical laboratory and role of medical laboratory technician - Safety measures - Medical laboratory professional and professionalism in laboratory workers - clinic borne infection and personnel hygiene

Module 2 Common Laboratory Equipment's Incubator, Hot Air Oven, Water Bath - Anaerobic Jar, Centrifuge, Autoclave - Microscope - Fundamentals of Microscopy, Resolution & Magnification, Light Microscopy, Electron Microscopy- Glassware - Description of Glassware, its use, handling and care




PRINCIPAL
ISLAMIYAH WOMEN'S ARTS
AND SCIENCE COLLEGE
VANIYAMBADI.

Module 3: Basic Steps for Drawing A Blood Specimen

Requirement of Blood Collection - Blood collection - Phlebotomy - Sampling errors - Collection and preservation of biological fluids - Anticoagulants - Preservation of samples - Chemical preservatives - Process of analysing the specimens - The laboratory report.

Module 4: Preparation of Reagents & Quality control

Buffer and pH- Preparation of reagents : Normal , per cent and Molar solution - normal saline -Methods of measuring liquids- Clinical Laboratory records- Modern Laboratory set up - Quality control: Accuracy, Precision, and Reference values.

Module 5: Manual Vs Automation in Clinical Laboratory

Types of analyzers - Semi-auto analyzer - Batch analyzer - Random Access autoanalyzers. Steps in the automated systems - Responsibilities of a technician in the maintenance of the analyzers.

Module 6: Characteristics of laboratory Substances

The chemical composition, structure, and properties of substances. The chemical processes and transformations that they undergo including the use of chemicals and their interactions, danger signs, production techniques, and disposal methods

MICROBIOLOGY& IMMUNOLOGY (Theory Outline)**Module I. Introduction and brief history of Microbiology**

Historical Aspect -Branches of Microbiology-Prokaryotic Organisms - Prokaryote Vs Eukaryote-Cell Wall, Structures external to Cell Wall, Structures internal to Cell Wall, Spores.-Eukaryotic Organisms - Structure of eukaryotes, Characteristics of eukaryotes,

Module II. Common Laboratory Equipments

Incubator, Hot Air Oven, Water Bath - Anaerobic Jar, Centrifuge, Autoclave -Microscope - Fundamentals of Microscopy, Resolution & Magnification, Light Microscopy, Electron Microscopy- Glassware – Description of Glassware, its use, handling and care


Module III. Sterilization

Definition -Classification and General Principle of Sterilization

Module IV. Antiseptics & Disinfectants

Definition -Types - Mode of Action - Uses




PRINCIPAL
ISLAMIAH WOMEN'S ARTS
AND SCIENCE COLLEGE
VANIYAMBADI.

Module V: Growth and cultivation of Microorganisms.

Nutritional requirement of microorganisms-Types of media-Microbial growth and growth curve-Collection, Transportation and processing of clinical samples for Microbiological investigations.

Module VI: Bacteriology

Definition - Bacteria – General characteristics of Bacteria -Classification and morphology of Bacteria - Staphylococcus, Streptococcus, Pneumococcus, Neisseria gonorrhoea, Neisseria meningitis, Corynebacterium diphtheriae, Mycobacterium, Clostridium, E.coli, Klebsiella, Salmonella, Proteus, Pseudomonas, Vibrio & Spirochaetes with reference to their : - Morphology, cultural characteristics, biochemical reaction, pathogenesis/disease caused & lab diagnosis.

Module VII Virology :

Definition - General Introduction of Virus - Physicochemical characteristic of Viruses - Isolation of Viruses in Laboratory by tissue culture -Cell and tissue culture technology - Embryonated Egg - Principles of animal cell culture and their use in Virology - Retro viruses - HIV, Hepatitis virus , Pox virus , Picorna virus - Polio - Orthomyxo virus - Influenza - Arbo virus - Chikungunya, Dengue - Herpes and Adeno virus with reference to their mode of infection, pathogenesis and diagnosis-Bacteriophages


Module VIII Parasitology :

Introduction of parasitology and classification
- Protozoa - Rhizopoda - Mastigophora (Haemoflagellates, Intestinal and genital flagellates)- Sprozoa (Malarial parasite, Toxoplasma)- Helminthes -Nematodes (Ascaris, Hookworm, Whipworm, pinworm, strongyloides trichinella, Filaria,Dracunculus medinensis) - Cestodes (Taenia Saginata, T. Sclium, Echinococcus, D. atum, Hymenolepis nana)Trematodes

Module IX Mycology

Definition - Structure – Classification-Cutaneous & Sub cutaneous and Systemic Mycosis - Opportunistic fungal infections -Diagnosis of fungal infections.




PRINCIPAL
ISLAMIAH WOMEN'S ARTS
AND SCIENCE COLLEGE
VANIYAMBADI.

Module X Immunology:


Introduction -Non specific resistance to infection -Specific immunity. Antigens. Antibodies- Structure and function.- Complement and antigen-antibody reaction. Hybridoma and Monoclonal antibodies.

Applied immunology -Hypersensitivity. -Autoimmunity. -Transplantation and Tumour immunity.

MICROBIOLOGY & IMMUNOLOGY (Practicum Outline)

1. Use and care of microscopes.
2. Measurement of microbes by micrometry.
3. Simple staining methods and gram stains
4. Special staining methods – capsule, spore, acid fast, Metachromatic etc,
5. Tests for motility in bacteria.
6. Preparation of media.
7. Using of autoclave hot air oven, other common laboratory equipment etc.
8. Disinfection practices in laboratory and wards.
9. Assay for disinfection.
10. Techniques of cultivation of bacteria.
11. Isolation of bacteria from clinical specimens.
12. Biochemical testing – Catalase, oxidase, citrate, urease, TSI, Carbohydrate fermentation, MR VP, Indole
13. Purification of microbial cultures.
14. Standard Plate Count.
15. Antibiotic sensitivity test
16. Isolation, Characterization and identification of pathogens from various clinical specimens.
17. Techniques in tissue culture.
 - a. Demonstration of Cytopathogenic effect (CPE)
 - b. Haemagglutination test.
 - c. Haemagglutination inhibition test.
 - d. Viral Serology, PCR




PRINCIPAL
ISLAMIAH WOMEN'S ARTS
AND SCIENCE COLLEGE
VANIYAMBADI.


2. Mycology:

- a. Lactophenol blue staining.
 - b. KOH Preparation.
 - c. Morphology of fungi.
 - d. Yeasts.
 - e. Culture demonstration of contaminants- Aspergillus, Penicillium, Mucor, Rhizopus
 - f. Dermatophytes.
 - g. Dimorphic fungi.
3. Study of antibiotic sensitivity of common pathogens
 4. Examination of stool for parasites.
 5. Culture techniques for parasites

FUNDAMENTALS OF MEDICAL LABORATORY TECHNOLOGY (practicum)

1. Handling common laboratory equipment's
2. Preparation of various reagents.
3. Responsibilities of a technician in the maintenance of the analyzers.
4. Use and care of microscopes.
5. Measurement of microbes by micrometry.
6. Simple staining methods and gram stains
7. Special staining methods – capsule, spore, acid fast, Metachromatic etc,
8. Tests for motility in bacteria.
9. Preparation of media.
10. Using of autoclave hot air oven, other common laboratory equipment etc.
11. Disinfection practices in laboratory and wards.
12. Assay for disinfection.
13. Techniques of cultivation of bacteria.
14. Isolation of bacteria from clinical specimens.
15. Biochemical testing – Catalase, oxidase, citrate, urease, TSI, Carbohydrate fermentation, MR VP, Indole
16. Purification of microbial cultures.





PRINCIPAL
ISLAMIYAH WOMEN'S ARTS
AND SCIENCE COLLEGE
VANIYAMBADI.

17. Standard Plate Count.
18. Antibiotic sensitivity test
19. Isolation, Characterization and identification of pathogens from various clinical specimens.
20. Techniques in tissue culture.
 - a. Demonstration of Cytopathogenic effect (CPE)
 - b. Haemagglutination test.
 - c. Haemagglutination inhibition test.
 - d. Viral Serology, PCR
21. Mycology:
 - e. Lactophenol blue staining.
 - f. KOH Preparation.
 - g. Morphology of fungi.
 - h. Yeasts.
 - i. Culture demonstration of contaminants- Aspergillus, Penicillium, Mucor, Rhizopus
 - j. Dermatophytes.
 - k. Dimorphic fungi.
22. Study of antibiotic sensitivity of common pathogens
23. Examination of stool for parasites.
24. Culture techniques for parasites

REFERENCE BOOKS:

1. Fischbach, 2005. Manual of lab and diagnostic tests, Lippincott Williams Wilkins, New York.
2. Gradwohl, 2000. Clinical laboratory methods and diagnosis. (ed) Ales C. Sonnenwirth and Leonard Jarret, M.D.B.I., New Delhi.
3. J Ochei and Kolhatkar, 2002. Medical laboratory science theory and practice, Tata McGraw- Hill, New Delhi.
4. Kanai L. Mukherjee, 2007, Medical laboratory technology Vol.1. Tata McGraw Hill.




PRINCIPAL
ISLAMIAH WOMEN'S ARTS
AND SCIENCE COLLEGE
VANIYAMBADI.

PAPER – II CLINICAL BIOCHEMISTRY, PATHOLOGY AND HISTOPATHOLOGY

Course Hours (Theory): 200 hrs

Course Hours (Practicum): 100 hrs

COURSE OBJECTIVES: On completion of the course the students will be able to:

1. Describe the organization of a clinical biochemistry lab.
2. List the various tests done in a clinical biochemistry lab.
3. Enumerate on the various equipments in the clinical biochemistry laboratory.
4. Perform independently estimation of triglycerides, estimation of liver function tests and other clinical biochemistry tests.
5. Maintain independently the various equipments in the biochemistry laboratory.

Module 1: Introduction to clinical biochemistry

Definition of bio-chemistry, use of biochemical tests-the application of biochemistry in hospital setting.

Module 2: Photometry

Introduction and definition of photometry. Colorimetry - Lambert Beer's Law - Parts of photo colorimeter


Module 3: Electrophoresis & Chromatography

Introduction and General principle of Electrophoresis: Forces acting on the component in an electrophoresis system - Factors affecting the electrophoresis - Types of Electrophoresis - Applications - Separation of Serum Proteins by Agar Gel Electrophoresis. Chromatography Technique: General principle - Classification of chromatography - Principle of partition chromatography - Procedure - Other Chromatographic Techniques - Adsorption chromatography - Thin layer chromatography - Gas-liquid chromatography - Ion -exchange chromatography - Gel filtration chromatography - Affinity chromatography - HPLC (High performance liquid ChromCatography)

Module 4: Evaluation of organ function test

Function of liver in health and disease: Jaundice, Hepatitis; liver function test. Assessment and clinical manifestation of renal, hepatic, pancreatic, gastric & intestinal function, enzyme of pancreatic origin and biliary tract, test of myocardial infarction.




PRINCIPAL
ISLAMIAH WOMEN'S ARTS
AND SCIENCE COLLEGE
VANIYAMBADI.

Module 5: Enzymes as clinical diagnostic tools.

Endocrinal disturbance: protein hormones and hormones of hypothalamus, pituitary, thyroid and steroid hormones- **In born errors in metabolism:** Introduction, Metabolic disorders of carbohydrates- galactosemia, glycogen storage disease, deficiency of glucose-6-phosphate dehydrogenase, Hypoglycemia, Diabetes mellitus. Metabolic disorder of lipid: Tay-Sachs disease, Nieman Pick disease. Metabolic disorder of amino acid: phenylketonuria, alkaptonuria, Maple syrup urine disease. Metabolic disorder of nucleotides: gout, Lesch-Nyhan Syndrome.


Module 6: Antibiotics

Classification. Primary mode of action of penicillin, streptomycin, chloramphenicol, tetracycline, actinomycin D, mitomycin C, polyenes, mechanism of antibiotics resistance, multiple drug resistance.

Module 7: Histology

Introduction - Tissue Preparation - Receipt of specimens - Labeling of specimens with numbering - Fixation - Aims and functions of a fixative - Classification of fixatives - Simple fixatives - Compound fixatives - Micro anatomical fixatives - Cytological fixatives - Histochemical fixatives - Post-chromatization - Fixation of specimens - Fixation for individual tissues - Dehydration - Ethyl alcohol - Acetone - Isopropyl alcohol - Dioxane - Clearing (Dealcoholisation) - Cedar wood oil - Benzene - Xylene - Chloroform - Embedding Media - Paraffin wax - Paraplast - Paraplast plus - Gelatin - Water soluble waxes - Celloidin - Techniques of impregnation - Embedding or Blocking - Type of mould - Techniques of moulding - Decalcifying Agents - Selection of the tissues - Determination of end point - Neutralization of acid - Washing - Decalcifying agents - Use of ion exchange resins - Chelating agents - Electrophoretic decalcification - Treatment of hard tissues - Section Cutting: Microtomes, Microtome knives, Sharpening of knives, Care of microtome knives - Techniques of section cutting - Mounting of Sections - Automatic Tissue Processor (Vacuum) - Application of Microwave Technology to Histology - Principle - Applications




PRINCIPAL
ISLAMIAH WOMEN'S ARTS
AND SCIENCE COLLEGE
VANIYAMBADI.

Module 8: Handling and Embedding of Tiny Tissue Biopsies

Introduction - Labeling of Tissues - Fixation and Cutting of Small Biopsies - Renal biopsies - Intestinal biopsies - Skin biopsies - Muscle biopsies - Other tissues - Orientation of Tissue Blocks

Module 9: Staining Techniques

Routine staining techniques - Special Stains

Module 10: Frozen Technique

Introduction - Frozen Section – Overview - Use of Freezing Microtome – Fixation - Freezing Microtome - Fixing sections on slides - Staining of frozen sections (rapid staining) - Advantages and disadvantages - Frozen Sections Using Cryostat – Uses - The Cryostat - LEICA CM 1850 Cryostat - The components - Set up of instrument prior to operation - Operation of the Cryostat - Terminating work - Trouble shooting - Cleaning, disinfection, maintenance - Staining of Frozen Sections for Rapid Diagnosis


Module 11: Cytotechnology

Introduction - Specimen Collection - Specimen samples - Fine needle aspiration cytology (FNAC) – Preservation - Fresh specimen - Prefixation refers - Preparation of Smears - Viscid Secretions - Body fluids – Sputum - Precautions against infections – Fixation - Fixation method falls into one of 3 categories - Alcohol fixatives - Unstained smears which require to be mailed to a cytology laboratory – Staining - Papanicolaou method - Maygrunwald giemsa (MGG) stain - Mounting - Destaining Procedures - Automation
Mass screening methods for early detection of cancer, Sputum examination

Module 12: Examination of Urine

Introduction – Formation of urine, Collection of Urine - Special type of collection of urine - Biohazard management - Components of routine urine analysis - Colour - Clarity - Odour - Volume - Chemical Examination - Sugar in Urine - Tests for Sugar In Urine - Benedict's Test - Fehling's test - Chemistrip method - Protein in Urine - Test for Protein in Urine - Heat and Acetic Acid Test - Sulphosalicylic Acid Test - Heller's Test. - Heat and Acetic Acid Test - Ketone Bodies in Urine - Test for Ketones in Urine - Rothera's Test - Gerhardt's test - Bile in Urine - Test for Bilirubin - Fouchet's Test - Test for Bile salts - Hay's Test - Blood in Urine -




PRINCIPAL
ISLAMIAH WOMEN'S ARTS
AND SCIENCE COLLEGE
VANIYAMBADI.


Test for Hematuria - Benzidine Test - Guaiacum Test - Gregersen's Test. Microscopic Examination of Urine: Crystals Found In Urine - Crystals Found In Acid Urine - Uric Acid & Urates - Calcium oxalates in Crystals - Cystine Crystals - Leucine and tyrosine crystals - Drug crystals - Crystals Found In Alkaline Urine - Ammonium magnesium phosphates - Dicalcium phosphates - Calcium carbonate - Ammonium biurate - Casts In Urine - Cells in Urine:- Red Blood cells, Pus cells, Epithelial cells, Spermatozoa, Bacteria, Tumour cells


Examination of stool- physical, chemical & microscopic examination

Module 13: Body Fluids: Characteristics of Cerebrospinal Fluid. - Synovial fluid - Pleural fluid - Pericardial fluids - Peritoneal fluids-Semen analysis- physical, chemical & microscopic examination, sperm count,motility,

CLINICAL BIOCHEMISTRY (Practicum)

- Glucose Determination - Body Sources Of Glucose - the Clinical Significance Of Abnormal Blood Sugar Levels - The Glucose Oxidase Method Of Glucose Determination -The Colorimetric Method--Ortho-Toluidine - The Glucose Tolerance Test (GTT) - Glycated Hemoglobin
- Enzymatic using urease - 'Neseler's Method - Berthelot Reaction - In the urease/glutamate dehydrogenase method - Kinetic Method - GLDH method - Colorimetric Method - Diacetyl Monoxime Method - Estimation of Serum Creatinine
- Biuret Method
- Bromocresol Green Method
- Modified Reitman & Frankel Method
- King & King Method
- Jaundice - Biochemical tests - Unconjugated Hyperbilirubinaemia (Retention Jaundice - Haemolytic (Pre-hepatic Jaundice) - Non haemolytic - Conjugated Hyperbilirubinaemia (Regurgitation Jaundice)
- Lipid profile - Total lipids – Phospholipids
- Sackett's Method
- Estimation of Serum HDL cholesterol
- Method of Fiske and Subbarow
- Caraway's Method of Estimation - Hyperuricaemia – Hypouricaemia





PRINCIPAL
ISLAMIAH WOMEN'S ARTS
AND SCIENCE COLLEGE
VANIYAMBADI.

- Collection of specimen and its preservation - Preservatives used - Physical examination of urine - Colour - Appearance - Turbidity - Specific gravity - Volume - Polyuria - Oliguria - Anuria - PH - Chemical Examination - Proteins - Glucose / Reducing Substances - Ketone Bodies - Blood - Bilirubin - Urobilinogen -Tests - For Proteins - Heat test - TCA test - For Sugars - Benedict's Tests - For Blood/Haemoglobin - Benzidine test - For Ketone bodies: Rothera's nitroprusside test - Gerhardt's Test. For Bile Salts: Hay's Test - For Bile Pigments - Fouchet's Test
- Collection- Appearance-Analysis of Cerebrospinal fluid- Synovial Fluid- Pleural Fluid- Pericardial Fluid- Peritoneal Fluid- Seminal Fluids- Needle aspiration Cytology- Discharge from any site. Determine the presence of normal or abnormal components-Know what is implied by the presence of abnormal constituents in body- Reporting of abnormal constituents. Relevant legislation, standards, policies, and procedures followed in the hospital.
- Assessment of the patient- Preparation of patient for the procedure-Education of the patient for the procedure- Procedure-Measures for the prevention of infection

HISTOPATHOLOGY (Practicum)

- Fixatives
- Processing Of the Tissues Including Bone
- Embedding
- Section Cutting
- Staining & mounting
- Special stains
- Handling and embedding of tiny tissue biopsies
- Frozen section technique
- Techniques Equipments & Procedures
- Specimen Collection and Preparation
- Staining Procedure and Mounting
- Preparation of Fluids for Cytological Examination
- Paraffin section cutting.
- H & E staining




PRINCIPAL
ISLAMIAH WOMEN'S ARTS
AND SCIENCE COLLEGE
VANIYAMBADI.

- Special staining
- PAS staining, principle&uses.
- Reticulin
- PTAM
- Van gerson
- Amyloid stain, pearl stain
- Melanin bleach& masson's Fontana
- AFB staining (TB and Leprosy)
- Pap staining
- MGG staining for enac
- Museum techniques
- Preparation of mounting medium & mounting of specimen-


Pathology (practical)

- Examination of Urine – Physical, chemical and microscopic
- Examination of Body fluids
- Semen Analysis
- Stool Examination

REFERENCES

1. Teitz, *Clinical Chemistry*. W.B. Saunders Company Harcourt (India) Private Limited New Delhi.
2. KAPLAN, *Clinical Chemistry*, Mosby Company, St. Louis Washington, D.C. Toronto.
3. Biochemistry, U. Satyanarayan, Books and Allied (P) Ltd. Kolkata-India
4. Ramanic Sood, *Laboratory Technology (Methods and interpretation)* 4th Ed. J.P. Bros, New Delhi
5. Mukharji, *Medical Laboratory Techniques*, Vol - I, II & III, 5th Edn. Tata McGrawHill, Delhi.




PRINCIPAL
ISLAMIYAH WOMEN'S ARTS
AND SCIENCE COLLEGE
VANIYAMBADI.

BLOOD BANK SERVICES & HEMATOLOGY

Course Hours (Theory): 200 hrs

Course Hours (Practicum): 100 hrs

COURSE OBJECTIVES: On completion of the course the student will be able to:


1. Explain the principles involved with antigen and antibodies reaction.
2. Discuss the concept of antigens, antibodies structure and function
3. Differentiate primary and secondary immune response in vivo.
4. Recognize antigen/antibody reactions and their application to immunohematology
5. Explain the principle of agglutination, fixation, precipitation and hemolysis
6. Classify ABO and Rh blood group system
7. Discuss the theory involved in the performance of ABO testing methods
8. Describe the importance of the Rh system in compatibility testing
9. Determine the safety of blood components for transfusion
10. Discuss the importance of serological testing of blood components prior to transfusion.
11. Enumerate the phases of the compatibility test
12. Comprehend the principle and application of the Coombs test
13. Perform safely cross matching for blood compatibility
14. List the methods of preservation of blood and blood products with the time period for each.

BLOOD BANK SERVICES

Module 1: Blood Grouping

Introduction- Human Blood Group system- ABO Subgroups- Red Cell Antigen- Natural Antibodies-Rh System- Rh Antigens & Rh Antibodies-Hemolytic Disease of Newborn & Prevention- Principal of Blood grouping, antigen-antibodyreaction-Agglutination, Haemagglutination, Condition required for antigen antibody reaction- Blood grouping techniques, Cell grouping, Serum grouping-Methods for ABO grouping. Slide & Tube Method, Cell grouping, Serum grouping, Rh grouping by slide & tube method-Difficulties in ABO grouping- Rouleaux formation, how it interfere with Blood grouping-Auto agglutinins - Antiserum used in ABO test procedures, Anti -A, Anti-B Anti- AB Antiserum-Inheritance of




PRINCIPAL
ISLAMIYAH WOMEN'S ARTS
AND SCIENCE COLLEGE
VANIYAMBADI.

the Blood groups-Control, A&B Cells preparation, Auto control-Medical applications of Blood groups.

Module 2: Blood Transfusion

Principal & Practice of blood Transfusion-Blood Transfusion service at District level- Guide lines for the use of Blood, Appropriate use of Blood, Quality Assurance-Antilogous Blood Transfusion practices-Objectives of Quality Assurance in Blood Transfusion services, Standard operating procedures for usage, donation & storage of blood, screening of donor, compatibility testing, safety, procurement of supplies.

Module 3: Blood Donation

Introduction -Blood donor requirements - Criteria for selection & rejection-Medical history & personal details -Self-exclusion-Health checks before donating blood-Screening for TTI. 4. Blood Collection -Blood collection packs-Anticoagulants-Taking & giving sets in Blood transfusion-Techniques of collecting blood from a doctor- Instructions given to the donor after blood donation-Adverse donor reaction.


Module 4: Testing Donor Blood

Screening donor's blood for infectious agents - HIV, HCV, HBV, Trepanoma palladium, Plasmodium, HTLV-Bacterially contaminated Blood.

Module 5: Blood Donor Records

Blood donation record book-Recording results- Blood donor card- Documentation in blood bank- Types of documents. Blood bank temperature sheet. Blood bank stock sheet. Blood transfusion request form-Record Maintenance- Period of record archival- Process information by compiling, coding, categorising, calculating, tabulating, auditing or verification of data- The standard protocol for documenting the data in the patient's files and in the computer for future records- Evaluate the completeness of patient data- Monitor quality control data to rapidly identify analytical deficiencies- Document errors and note the remedial actions they have taken




PRINCIPAL
ISLAMIAH WOMEN'S ARTS
AND SCIENCE COLLEGE
VANIYAMBADI.

Module 6: Storage, preservation & Transport of blood

Storage of Blood and its components - Whole Blood - Platelets - Leucocytes - Plasma - Fresh Frozen Plasma- Anticoagulant & Preservatives -- Whole Blood - Red Cells - Red Cells- Frozen State - High glycerol solution. - Low glycerol solution. - Changes in blood after storage-labelling of blood units-Gas refrigerator-Lay out of a blood bank refrigerator Packing and Transportation.

Module 7: Compatibility Testing

Purpose - Single tube compatibility techniques using AHG reagent.- Emergency compatibility testing-Difficulties in cross matching- Labeling & Issuing cross- matched blood.

Module 8: Blood Components

Collection of blood components for fractional transfusion-Platelets packed Red Cell, Platelet rich Plasma, Platelets concentrate-Preparation of concentrated (packed) Red cells- Techniques of preparation.

Module 9: Blood Transfusion Reactions

Investigation of a Transfusion reaction-Hemolytic transfusion reaction-Actions to take when transfusion reaction occurs.

Module 10: Introduction to Haematology

What is a blood - Components of blood - Functions of blood - Components of Blood


Module 11: Maintenance and Equipments of Haematology Lab

Introduction to a microscope - Parts of a microscope - Centrifuge - Automated Cell Counter - Urine Analyser - Maintenance of equipments in the hematology lab - Coagulometer Responsibilities of a lab technologist

Module 12: Principles of patient care

Assessment of a patient and brief history collection. Collection of blood, sputum, urine and stool specimens, packing of equipments for CSSD, Develop specific goals and plans to prioritise, organise, and accomplish work




PRINCIPAL
ISLAMIAH WOMEN'S ARTS
AND SCIENCE COLLEGE
VANIYAMBADI.

Module 13: Collection of Blood Samples

Specimen Collection - Methods - venipuncture - Patient Identification - Site selection - Tourniquet application - Cleansing the Venipuncture site - Sample Collection - Specimen Collected by skin puncture - Collection from indwelling catheters- Use basic non-automated tests to assess blood cells- See and analyse details at close range- Collect, receive and conduct a pre-analytical processing of clinical laboratory specimens.

Module 14: Coagulation Studies

Hemostasis - Definition, Basic concept and principle, Basic steps involved in Hemostasis. Coagulation - a. Basic Physiology, coagulation factors. b. Mechanism of blood coagulation. Extrinsic Pathway, Intrinsic Pathway. Regulators of blood coagulation. Role in Diseases, Bleeding disorders- . Platelet disorder - Thrombocytopenias - causes including aplastic anemia. D I C I T P , Hemophilia


Module 15: Hematological Disorders

Classification of Anemia : Morphological & etiological. Iron Deficiency Anemia : Distribution of body Iron, Iron Absorption, causes of iron deficiency, lab findings. Megaloblastic Anemia : Causes, Lab findings. Hemolytic Anemia : Definition, causes, classification & lab findings. Bone Marrow : Cell composition of normal adult Bone marrow, Aspiration, Indication, Preparation & Staining, Special Stain for Bone Marrow -Periodic Acid Schiff, Sudan Black, Myeloperoxidase. Leukemia : Classification, Blood Picture, Differentiation of Blast cells

Module 16: Basic Haematological diagnosis

Preparation of Blood Smears - Specimen - Advantages of EDTA blood - Disadvantages of EDTA blood - Blood Smear Method - Cover slip method - Spreader slide method - Wedge method - Characteristics of a Proper Wedge Film - Types of Smear - Thick Smear - Thin Smear - Common causes of a poor blood smear - Biological (in diseased condition) causes of a poor smear - Precautions - Drying of Smears - Staining Of the Blood Films - Preparation of Stains - Leishman's stain - Wright's Stain - Field's stain - Romanowsky stains - Steps for staining - Manual staining methods - Rack method - Dip method. Automated staining methods: - Platen type - Carousel type. Criteria for a good stain: Problem encountered during staining - Troubleshooting




PRINCIPAL
ISLAMIYAH WOMEN'S ARTS
AND SCIENCE COLLEGE
VANIYAMBADI.

Total Cell Count – Rbc, Wbc, Platelets and Absolute Eosinophil Count, Estimation of Hemoglobin PCV & Erythrocyte Indices - M.C.V. - M.C.H - M.C.H.C - methods and process of estimation, Erythrocyte Sedimentation Rate [E.S.R.] - Westergren Method - Factors Influencing Sedimentation - Laboratory factors which influence ESR - Importance of ESR Reticulocyte Count , Differential Count , Bleeding time, clotting time, prothrombin time,

Module 17: General principle of hospital practice


Hospital structure and organization, Care of Patient, Basic Assessment Skills, First aid & Basic Life Support, Maintenance of Hygiene & Infection Control Practices, Principles of asepsis, Maintenance of Medications in the department, Specialized Investigations - Care of Patients, Medico - Legal Issues


BLOOD BANK SERVICES (Practicum)

- Screening of donors.
- Preparation of anticoagulant fluids
- Grouping of blood.
- Cross matching of blood samples.
- Coomb's test, ELISA Test
- Screening of HbS .Ag. HIV and HCV and rapid kit methods
- Antiglobulin Test
- Dat
- Ict
- Saline Cross-Matching
- Albumin Cross Matching
- Enzyme Cross Matching
- Antiglobulin Test (Ahg)
- Bio safety Precautions and Guidelines
- Abo Blood Grouping Procedure
- Slide or Tile Method, Tube Method, Microplate Method, Micro-Typing System (Diamed/Bioview), Automated or Semi-Automatic Instrumentation

HEMATOLOGY (Practicum)

- Collection of Blood Samples





PRINCIPAL
ISLAMIAH WOMEN'S ARTS
AND SCIENCE COLLEGE
VANIYAMBADI.

- Obtaining peripheral Blood Smear
- Staining Of Blood Smear
- Obtaining Cell Counts – Rbc, Wbc, Platelets both manual and automated
- Absolute Eosinophils Count
- Estimation of Haemoglobin
- Packed Cell Volume, Erythrocyte Indices
- Reticulocyte Count
- Differential Count
- Bleeding Time
- Clotting Time
- Pt
- Aptt

REFERENCES

1. Ramanic Sood, Laboratory Technology (Methods and interpretation) 4th Ed. J.P. Bros, New Delhi
2. Satish Gupta Short text book of Medical Laboratory for technician J.P. Bros, New Delhi
3. [Shirley Mitchell Lewis](#), [Barbara J. Bain](#), [Imelda Bates](#) (2006) Dacie And Lewis Practical Haematology, 10th Ed, Churchill Livingstone/Elsevier.
4. [Barbara A. Brown](#) (2008) Hematology: principles and procedures 6th Ed Lea & Febiger.
5. [Bernadette F. Rodak](#), [George A. Fritsma](#), [Kathryn Doig](#) (2007) Hematology: Clinical Principles and Applications 3rd Ed, Elsevier Health Sciences.




PRINCIPAL
ISLAMIAH WOMEN'S ARTS
AND SCIENCE COLLEGE
VANIYAMBADI.



Islamiah Women's Arts & Science College

(Recognized by UGC under Section 2(f) & 12(b) of the UGC Act 1956 & Permanent affiliation with Thiruvalluvar University.

Accredited by NAAC with "B" Grade

Maintained and Managed by The Vaniyambadi Muslim Educational Society)

#10, Bye-Pass Road, New Town, Vaniyambadi - 635 752. Tirupattur Dist. Tamil Nadu.

Telefax : +91 4174 - 235 266,

E-mail : principaliwc@gmail.com

RETURN TO
HOME PAGE

CIRCULAR

20.08.2018

This is to inform you that **Department of Commerce (Computer Application)** in association with **College of Computerized Accountant, Chennai** is going to Conduct Certificate Course on "Tally ERP.9" for 6 month from September 2018 to February 2019. The students who are willing to join the course can contact Dr.B.Manjula, Head Department Of Commerce (CA) to enroll the names.

By Order

PRINCIPAL

Copy to:

3. Secretary and Correspondent
4. Head of the Department

Jol
Tajiyah Basha
20/08/2018
Principal

Islamiah Women's Arts and Science College
Vaniyambadi - 635 752.

PRINCIPAL
ISLAMIAH WOMEN'S ARTS
AND SCIENCE COLLEGE
VANIYAMBADI.



**ISLAMIAH WOMEN'S ARTS AND SCIENCE COLLEGE**

Recognised by the UGC under Section 2(f) and 12(B) of UGC Act 1956

Permanently Affiliated with Thiruvalluvar University and

Approved by the Government of Tamil Nadu

Accredited by NAAC with "B" Grade

#10, BYPASS ROAD, NEWTOWN, VANIYAMBADI - 635 752

Phone: 04174 - 235266

DEPARTMENT OF BUSINESS ADMINISTRATION**TALLY ERP 09****SYLLABUS-2018-2019**

- Introduction to tally ERP 9
- Installing license server of tally ERP 9
- Selection of a company
- Taxation
- Online Taxation Return
- Data path – tally ERP9 companies
- Gateway of user and tally interface
- Application of security control
- Changing tally vault
- Backup restore
- Tally audit features



PRINCIPAL
ISLAMIAH WOMEN'S ARTS
AND SCIENCE COLLEGE,
VANIYAMBADI.



Islamiah Women's Arts & Science College

(Recognized by UGC under Section 2(f) & 12(b) of the UGC Act 1956 & Permanent affiliation with Thiruvalluvar University.
Accredited by NAAC with "B" Grade
Maintained and Managed by The Vaniyambadi Muslim Educational Society)

#10, Bye-Pass Road, New Town, Vaniyambadi - 635 752. Tirupattur Dist. Tamil Nadu.
Telefax : +91 4174 - 235 266, E-mail : principaliwc@gmail.com

CIRCULAR

13
27/06/2018

27.06.2018

This is to inform you all that the Department of Urdu organizes "ISLAMIC STUDIES COURSE" during this academic year 2018. All the faculty members are requested to inform the all UG Urdu students.

By Order

For *Jawad Bashir*
Principal 27/06/2018.

Copy to:

1. Secretary and Correspondent
2. Head of the Department

Principal

Islamiah Women's Arts and Science College
Vaniyambadi - 635 752.

PRINCIPAL
ISLAMIAH WOMEN'S ARTS
AND SCIENCE COLLEGE
VANIYAMBADI.





Islamiyah Women's Arts and Science College

(Recognized by UGC under Section 2 (f) & 12 (b) of the UGC Act 1956 & permanent Affiliation with Thiruvalluvar University Accredited by NAAC with "B" Grade Maintained and Managed by the Vaniyambadi Muslim Educational Society)
#10, Bye - Pass Road, Newtown, Vaniyambadi - 635 752, Tirupattur Dist , Tamil Nadu.
Telefax: +91 4174-235 266 E-mail: principaliwc@gmail.com

DEPARTMENT OF URDU

SYLLABUS OF MORAL CLASS ON ISLAMIC STUDIES COURSE 2018-2019

Objectives: To provide the basic knowledge of Islam and to teach them the good morals and values.

- Thirty Hours will be allotted for this certificate course.

TITLE:

Unit 1: Shahada; faith

Unit 2: Salath; prayer

Unit 3: Zakah; charity

Unit 4: Sawm; fasting

Unit 5: Hajj; pilgrimage

Unit 6: Halal & Haram

Unit 7: Conduct, Character & Behaviour

RECOMMENDED TEXT: Risal e Deeniyyath

IC Noorish B...
HOD



PRINCIPAL
ISLAMIYAH WOMEN'S ARTS
AND SCIENCE COLLEGE
VANIYAMBADI.

Jan Farzana Baskun

PRINCIPAL

Principal

Islamiyah Women's Arts and Science College
Vaniyambadi - 635 752.



Islamiyah Women's Arts & Science College

(Recognized by UGC under Section 2(f) & 12(b) of the UGC Act 1956 & Permanent affiliation with Thiruvalluvar University.
Accredited by NAAC with "B" Grade
Maintained and Managed by The Vaniyambadi Muslim Educational Society)

#10, Bye-Pass Road, New Town, Vaniyambadi - 635 752. Tirupattur Dist. Tamil Nadu.
Telefax : +91 4174 - 235 266, E-mail : principaliwc@gmail.com

தேதி: 05.09.2018

வாணியம்பாடி

சுற்றறிக்கை

வணக்கம் நம் கல்லூரி மாணவிகளுக்கு தமிழ்த் துறை சார்பாக நீதி போதனை வகுப்புகள் செப்டம்பர் 17ஆம் தேதி முதல் நடைபெற இருப்பதால் தமிழ் படிக்கும் இரண்டாமாண்டு மாணவிகள் (II & V day order) இந்நாட்களில் 1.30 மணிக்கு கல்லூரிக் கலையரங்கத்தில் வந்து சேருமாறு அனைத்து வகுப்பு ஆசிரியர்களும் மாணவிகளுக்கு தெரிவிக்கும்படி கேட்டுக்கொள்கிறோம்.

M. ஜென்

தமிழ்த் துறைத் தலைவர்

HEAD OF THE DEPARTMENT
DEPARTMENT OF TAMIL
ISLAMIYAH WOMEN'S ARTS
AND SCIENCE COLLEGE
VANIYAMBADI.

முதல்வர்

For
Principal
05/09/2018

Islamiyah Women's Arts and Science College
Vaniyambadi - 635 752.



Principal
ISLAMIYAH WOMEN'S ARTS
AND SCIENCE COLLEGE
VANIYAMBADI.



ISLAMIAH WOMEN'S ARTS & SCIENCE COLLEGE,

(Recognized by UGC under section 2(f) & 12(b) of UGC Act 1956 & permanently
Affiliation with Thiruvalluvar University, Vellore)
10, Bye Pass Road, New Town, Vaniyambadi-635752

ஓராண்டிற்கான நீதிபோதனை வகுப்பு 2018 – 2019 30 மணி நேரம்

பாடத்திட்டம்

1. உழைப்பே உயர்வு தரும்
2. முயற்சி திருவினையாக்கும்
3. உயிர் காப்பான் தோழன்
4. அறிவே பலம்
5. பொது அறிவுக் கேள்விகள்
6. தன்னம்பிக்கையே வாழ்வியல் இலட்சியம்
7. இராமாயண – மகாபாரதக் கதைகள்
8. திருக்குறள் காட்டும் வாழ்வியல் கூறுகள்
9. விவேகானந்தர் சிந்தனைகள்
10. பெற்றோரை பேணிக்காக்கும் வழிமுறைகள்



[Signature]
PRINCIPAL
ISLAMIAH WOMEN'S ARTS
AND SCIENCE COLLEGE
VANIYAMBADI.

[Signature]
M.
HEAD OF THE DEPARTMENT
DEPARTMENT OF TAMIL
ISLAMIAH WOMEN'S ARTS
AND SCIENCE COLLEGE
VANIYAMBADI.



ISLAMIAH WOMEN'S ARTS & SCIENCE COLLEGE

(Recognized by UGC under Section 2(f) & 12(b) of the UGC Act 1956
Permanent affiliation with Thiruvalluvar University
#10, Bye-Pass Road, New Town, Vaniyambadi - 635 752. Tirupattur Dist. Tamil Nadu.
Telefax: +91 4174-235 266 E-mail: principaliw@gmail.com

IWC/CIR/18-19

CIRCULAR

27.08.2019


This is to inform all that Department of Interior Design & Décor is organising Value Added Course on "TAILORING" for Faculty members, Students and Outsiders by Resource Person Ms.Sumathi of Aadhi Institute of Tailoring for 40 Hours from October 2018 - January 2019.

Copy To:

1. Secretary & Correspondent
2. Heads of the Department



By Order


PRINCIPAL
ISLAMIAH WOMEN'S ARTS
AND SCIENCE COLLEGE
VANIYAMBADI.


PRINCIPAL



ISLAMIAH WOMEN'S ARTS AND SCIENCE COLLEGE

Recognised by UGC under section 2(f) and 12(b) of the UGC Act 1956
Permanent Affiliation with Thiruvalluvar University

DEPARTMENT OF INTERIOR DESIGN & DECOR

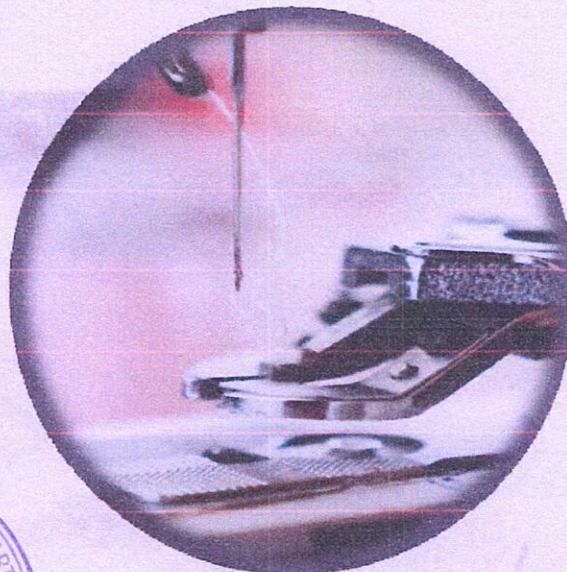
Organizes


VALUE ADDED COURSE ON TAILORING

RESOURCE PERSON

Ms.C.SUMATHI

AADHI TAILORING INSTITUTE
AMBUR




PRINCIPAL
ISLAMIAH WOMEN'S ARTS
AND SCIENCE COLLEGE
VANIYAMBADI.

Mr. Janab .H. Abdulhaleem
Secretary & Correspondent

Dr. R. Akthar Begum
Principal

Ms. Louisha Nancy
Head of Department



ISLAMIAH WOMEN'S ARTS AND SCIENCE COLLEGE
VANIYAMBADI

DEPARTMENT OF INTERIOR DESIGN & DÉCOR
VALUE ADDED COURSE ON TAILORING – AADHI INSTITUTE
SYLLABUS

Class name: Interior Design & Décor **Coordinator name: Louisha Nancy**

Course Name: Basic Stitching & Sewing **Duration: 40 days**

UNIT-I

Stitching techniques, Dress measurement & techniques, Anatomy of drafting garments, calculations and drafting patterns, methods to fold the for pattern, Terms used in tailoring.

UNIT-II

Fabric, Types of fabric, Dyeing, Paintings on fabric

UNIT-III

Jabala (a top for a new born child), Frock petticoat, saree petticoat, underwear


UNIT-IV

Skirts types, salwar/ Kameez

UNIT-V

Plain blouse, Cut blouse with puff sleeve, Cut blouse with plain sleeve, knitting, lace work




PRINCIPAL
ISLAMIAH WOMEN'S ARTS
AND SCIENCE COLLEGE
VANIYAMBADI.



ISLAMIAH WOMEN'S ARTS AND SCIENCE COLLEGE, VANIYAMBADI

10, BYPASS ROAD, NEWTOWN, VANIYAMBADI- 635 752


PHONE : 04174-235266

Date: 26.02.2019

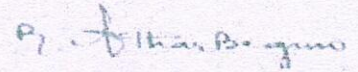
CIRCULAR

The Department of Mathematics will be conducting a certificate course Titled "LATEX" for I & II PG Maths students. The Program is scheduled to take place from 04.03.2019 to 09.03.2019 in the EL LAB from 9.00 am to 2.30 pm.




PRINCIPAL
ISLAMIAH WOMEN'S ARTS
AND SCIENCE COLLEGE
VANIYAMBADI.

PRINCIPAL



Principal
Islamiah Women's Arts and Science College
Vaniyambadi - 635 752.



ISLAMIAH WOMEN'S ARTS AND SCIENCE COLLEGE
Recognized by UGC under section 2(f) and 12 (b) of the UGC Act 1956
Permanently affiliated with Thiruvalluvar University and Approved by the Govt.
of Tamilnadu VANIYAMBADI, TAMILNADU

PG & RESEARCH DEPARTMENT OF MATHEMATICS

Organizes

LATEX CERTIFICATE COURSE

TRAINER

Dr.P.NARASIMMAN,
Assistant Professor Department of Mathematics
Thiruvalluvar University college of Arts and Science
Thirupattur

From 04/03/2019 – 09/03/2019
At E L LAB.



Dr. Abdul Haleem
Secretary & Correspondent

Dr. K. Akther Begum **Ms.L.Jagadeeswari**
Principal HOD

PRINCIPAL
ISLAMIAH WOMEN'S ARTS
AND SCIENCE COLLEGE
VANIYAMBADI.

**ISLAMIAH WOMEN'S ARTS & SCIENCE COLLEGE**

Recognized by UGC under section 2(f) & 12(b) of the UGC Act 1956
10, By-Pass Road, Vaniyambadi – 635751 ; Phone: 04174 – 235266

PG AND RESEARCH DEPARTMENT OF MATHEMATICS**CERTIFICATE COURSE****LATEX**

Course Duration = 30 Hrs

Objectives:

- * To inculcate the computer knowledge
- * To introduce the LaTeX software.

CHAPTER :I What is Latex – Simple type setting –Fonts Type size- Document class

CHAPTER:II Page style – page numbering –Formatting lengths- Parts of a document.

CHAPTER :III Introduction – BIBTEX style files.


CHAPTER:IV Table of contents – Index- glossary.

CHAPTER :V The basics – custom commands – new operations – several kinds of boxes and floats.

Reference book

1. Peter Flynn, A beginner's introduction to typesetting with LATEX ,Silmaril Consultants, Textual Therapy Division, 2003.




PRINCIPAL
ISLAMIAH WOMEN'S ARTS
AND SCIENCE COLLEGE
VANIYAMBADI.



Islamiyah Women's Arts & Science College

(Recognized by UGC under Section 2(f) & 12(b) of the UGC Act 1956 & Permanent affiliation with Thiruvalluvar University.

Accredited by NAAC with "B" Grade

Maintained and Managed by The Vaniyambadi Muslim Educational Society)

#10, Bye-Pass Road, New Town, Vaniyambadi - 635 752. Tirupattur Dist. Tamil Nadu.

Telefax : +91 4174 - 235 266, E-mail : principalwvc@gmail.com

CIRCULAR

21.02.2019

This is to inform everyone that PG & Research Department of English is organizing Soft Skill Training program for 30 hours for a period of 7 days from 24th February to 4th March 2019. Mr. Charles, Director of MWTC, Palavakkam, Chennai, will engage the sessions as the Resource person.

By Order .

For Janyal Basheem
21/02/2019
Principal

Copy to:

1. Secretary and Correspondent
2. Head of the Department



Principal
PRINCIPAL
ISLAMIYAH WOMEN'S ARTS
AND SCIENCE COLLEGE
VANIYAMBADI.

**ISLAMIAH WOMEN'S ARTS AND SCIENCE COLLEGE**

Recognised by the UGC under Section 2(f) and 12(B) of UGC Act 1956

Permanently Affiliated with Thiruvalluvar University and

Approved by the Government of Tamil Nadu

Accredited by NAAC with "B" Grade

#10, BYPASS ROAD, NEWTOWN, VANİYAMBADI – 635 752

Phone: 04174 – 235266

PG & RESEARCH DEPARTMENT OF ENGLISH**SOFT SKILLS TRAINING PROGRAM****SYLLABUS - 2019-2020****Unit 1****Communication Skills:**


- **Methods of communication - Verbal - Non-verbal, Visual**
- **Measures to overcome barriers in effective communication.**
- **Communication cycle and importance of feedback**


Unit 2**Self- Management Skills:**

- **Meaning and importance of stress management**
- **Importance of the ability to work independently**
- **Self motivation and self-regulation**

Unit 3**Information and Communication Technology Skills:**

- **Importance and need of care and maintenance of computer**
- **Classes of operating systems**




PRINCIPAL
ISLAMIAH WOMEN'S ARTS
AND SCIENCE COLLEGE
VANIYAMBADI.

- File concept, file operations, file organization, directory structures, and file-system structures
- Creating and managing files and folders

Unit 4

Entrepreneurial Skills:


- Entrepreneurship and society
- Qualities and functions of an entrepreneur
- Role and importance of an entrepreneur
- Myth about entrepreneurship

Unit 5

Green Skills:

- Definition of sustainable development
- Importance of sustainable development
- Problems related to sustainable development




PRINCIPAL
ISLAMIAH WOMEN'S ARTS
AND SCIENCE COLLEGE
VANIYAMBADI.



Islamiah Women's Arts & Science Coll

RETURN TO HOME PAGE

(Recognized by UGC under Section 2(f) & 12(b) of the UGC Act 1956 & Permanent affiliation with Thiruvalluvar University.

Accredited by NAAC with "B" Grade

Maintained and Managed by The Vaniyambadi Muslim Educational Society)

#10, Bye-Pass Road, New Town, Vaniyambadi - 635 752. Tirupattur Dist. Tamil Nadu.

Telefax : +91 4174 - 235 266,

E-mail : principaliwc@gmail.com

CIRCULAR

IWC/CIR/19-20

18.01.2019

This is to inform that **Nutrition Food Service Management and Dietetics** is organizing a workshop on "Fruits, Vegetable and Ice Carving" in Association with **Chef Mr. Kalaivanan, MBA, Chennai** from 20.01.2019 to 24.01.2019.

Duration: 1 Week (30 Hours)

Registration Fee: 450 Rs/-

By Order

Copy to:


1. Secretary and Correspondent
2. Head of the Department

Principal

For Jangja Bashir
18/01/2019

Principal

Islamiah Women's Arts and Science College
Vaniyambadi - 635 752.



PRINCIPAL
ISLAMIAH WOMEN'S ARTS
AND SCIENCE COLLEGE
VANIYAMBADI.



ISLAMIAH WOMEN'S ARTS AND SCIENCE COLLEGE

Recognised by the UGC under Section 2(f) and 12(B) of UGC Act 1956

Permanently Affiliated with Thiruvalluvar University and

Approved by the Government of Tamil Nadu

Accredited by NAAC with "B" Grade

#10, BYPASS ROAD, NEWTOWN, VANIAMBADI - 635 752

Phone: 04174 - 235266

PG DEPARTMENT OF FOODS AND NUTRITION

FRUITS, VEGETABLE AND ICE CARVING

SYLLABUS-2019-2020

Introduction to vegetable carving

Types of fruits and vegetables used for carving

Knife handling and safety

Basic techniques for carving fruits and vegetables


Advanced techniques for carving fruits and vegetables

Creating decorative and artistic designs using Ice

Edible centerpieces and garnishes

Food presentation




PRINCIPAL
ISLAMIAH WOMEN'S ARTS
AND SCIENCE COLLEGE
VANIYAMBADI.



ISLAMIAH WOMEN'S ARTS & SCIENCE COLLEGE

(Recognized by UGC under Section 2(f) & 12(b) of the UGC Act 1956
Permanent affiliation with Thiruvalluvar University
#10, Bye-Pass Road, New Town, Vaniyambadi - 635 752. Tirupattur Dist. Tamil Nadu.
Telefax: +91 4174-235 266 E-mail: principalwc@gmail.com

IWC/CIR/18-19


CIRCULAR

07.03.2019

This is to inform all that Department of Interior Design & Décor is organising Value Added Course on "Fevicryl Painting" for 1 BSC IDD students by Resource Person Ms.Priyadharshni, Fevicryl Expert, Trainer, Chennai, for 30 Hours (9:00 am to 4.30 p.m) from 11.03.2019 to 14.03.2019.

Copy To:

1. Secretary & Correspondent
2. Heads of the Department



By Order

R. Ajith Kumar

PRINCIPAL
PRINCIPAL
ISLAMIAH WOMEN'S ARTS
AND SCIENCE COLLEGE
VANIAMBADI.



ISLAMIAH WOMEN'S ARTS AND SCIENCE COLLEGE

Vaniyambadi

DEPARTMENT OF INTERIOR DESIGN & DECOR

ORGANIZES

VALUE ADDED COURSE

FEVICRYL - PAINTING

RESOURCE PERSON

Ms. PRIYADARSHINI

FEVICRYL EXPERT TEACHER

CHENNAI



Ch
PRINCIPAL
ISLAMIAH WOMEN'S ARTS
AND SCIENCE COLLEGE
VANIYAMBADI.



ISLAMIAH WOMEN'S ARTS AND SCIENCE COLLEGE

VANIYAMBADI

DEPARTMENT OF INTERIOR DESIGN & DÉCOR

SYLLABUS

Unit 1: Introduction to Traditional Art Techniques

Traditional art forms -Importance and relevance of traditional art in contemporary contexts -Basic principles of visual art and design.

Unit 2: Glass Painting

History and evolution of glass painting - Materials and tools required for glass painting

Techniques such as tracing, outlining, shading, and highlighting

Unit 3: Glue Art

Understanding different types of glue and their properties -Exploring various surfaces suitable for glue art - Techniques like layering, collage, and texture creation using glue -Incorporating mixed media elements into glue art


Unit 4: Fabric Painting

Introduction to fabric painting and its applications - Types of fabric paints and their characteristics - Surface preparation and pre-treatment of fabrics -Techniques including stencilling, stamping, freehand painting, and resist methods

Unit 5: Advanced Techniques and Applications

Advanced methods for each traditional art form- Exploring innovative approaches and experimental techniques- Incorporating traditional art techniques into contemporary art practices




PRINCIPAL
ISLAMIAH WOMEN'S ARTS
AND SCIENCE COLLEGE
VANIYAMBADI.

SOCIAL NETWORKS

SYLLABUS

PROF.SUDARSHAN IYENGAR

Department of Computer Science and Engineering
IIT Ropar

PROF.YAYATI GUPTA

Department of Computer Science and Engineering
Mahindra University, Hyderabad

INTENDED AUDIENCE : Any Interested Learners

COURSE OUTLINE :

The world has become highly interconnected and hence more complex than ever before. We are surrounded by a multitude of networks in our daily life, for example, friendship networks, online social networks, world wide web, road networks etc. All these networks are today available online in the form of graphs which hold a whole lot of hidden information. They encompass surprising secrets which have been time and again revealed with the help of tools like graph theory, sociology, game theory etc. The study of these graphs and revelation of their properties with these tools have been termed as Social Network Analysis.

ABOUT INSTRUCTOR :

Prof. Sudarshan Iyengar, Associate Professor at the CSE at IIT Ropar has a Ph.D. from the Indian Institute of Science (IISc). An exemplary teacher who has delivered over 350 popular science talks to students of high school and advanced graduate programmes. Prof. Sudarshan has offered more than 100 hours of online lectures with novel teaching methodologies that have reached lakhs of Students. His research interests include Data Sciences, Social Computing, Social Networks, Collective Intelligence, Crowdsourced Technologies and Secure Computation.

Prof. Yayati Gupta is an Assistant Professor in the Computer Science & Engineering Department at Mahindra University École Centrale School of Engineering. She is also an instructor for a couple of NPTEL/SWAYAM courses (Social Networks, Joy of Computing). She holds a Ph.D. in Computer Science and Engineering from Indian Institute of Technology Ropar (November 2017). Her research primarily focuses on Social Network Analysis and Complex Networks. The major research projects include "Modeling Information Diffusion" and "Understanding Virality of Internet Memes" in online social networks.

COURSE PLAN :

Week 1: Introduction

Week 2: Handling Real-world Network Datasets

Week 3: Strength of Weak Ties

Week 4: Strong and Weak Relationships (Continued) & Homophily

Week 5: Homophily Continued and +Ve / -Ve Relationships

Week 6: Link Analysis

Week 7: Cascading Behaviour in Networks


Week 8: Link Analysis (Continued)


Week 9: Power Laws and Rich-Get-Richer Phenomena

Week 10: Power law (contd..) and Epidemics

Week 11: Small World Phenomenon


Week 12: Pseudocore (How to go viral on web)




PRINCIPAL
ISLAMIAH WOMEN'S ARTS
AND SCIENCE COLLEGE
VANIYAMBADI.

SYLLABUS - INTRODUCTION TO INTERNET OF THINGS

RETURN TO HOME PAGE

Course Status :	Completed (https://swayam.gov.in/)		(https://swayam.gov.in/nc_details/NPTEL)
Course Type :	Elective		
Duration :	About Swayam (https://swayam.gov.in/about) All Courses		0
Category :	<ul style="list-style-type: none">• Computer Science and Engineering• Systems• Programming		
Credit Points :	3		
Level :	Undergraduate		
Start Date :	18 Jan 2021		
End Date :	09 Apr 2021		
Enrollment Ends :	01 Feb 2021		
Exam Date :	24 Apr 2021 IST		

Note: This exam date is subjected to change based on seat availability. You can check final exam date on your hall ticket.

This is an AICTE approved FDP course


([/#facebook](#)) ([/#twitter](#)) ([/#email](#)) ([/#linkedin](#)) ([/#whatsapp](#))

(https://www.addtoany.com/share?url=https%3A%2F%2Fonlinecourses.nptel.ac.in%2Fnoc21_cs17%2Fpreview&title=Introduction%20to%20internet%20of%20things%20-%20Course)

Course layout

- Week 1:** Introduction to IoT: Part I, Part II, Sensing, Actuation, Basics of Networking: Part-I
- Week 2:** Basics of Networking: Part-II, Part III, Part IV, Communication Protocols: Part I, Part II
- Week 3:** Communication Protocols: Part III, Part IV, Part V, Sensor Networks: Part I, Part II
- Week 4:** Sensor Networks: Part III, Part IV, Part V, Part VI, Machine-to-Machine Communications
- Week 5:** Interoperability in IoT, Introduction to Arduino Programming: Part I, Part II, Integration of Sensors and Actuators with Arduino: Part I, Part II
- Week 6:** Introduction to Python programming, Introduction to Raspberry Pi, Implementation of IoT with Raspberry Pi
- Week 7:** Implementation of IoT with Raspberry Pi (contd), Introduction to SDN, SDN for IoT
- Week 8:** SDN for IoT (contd), Data Handling and Analytics, Cloud Computing
- Week 9:** Cloud Computing(contd), Sensor-Cloud
- Week 10:** Fog Computing, Smart Cities and Smart Homes
- Week 11:** Connected Vehicles, Smart Grid, Industrial IoT
- Week 12:** Industrial IoT (contd), Case Study: Agriculture, Healthcare, Activity Monitoring




PRINCIPAL
ISLAMIYAH WOMEN'S ARTS
AND SCIENCE COLLEGE
VANIYAMBADI.

